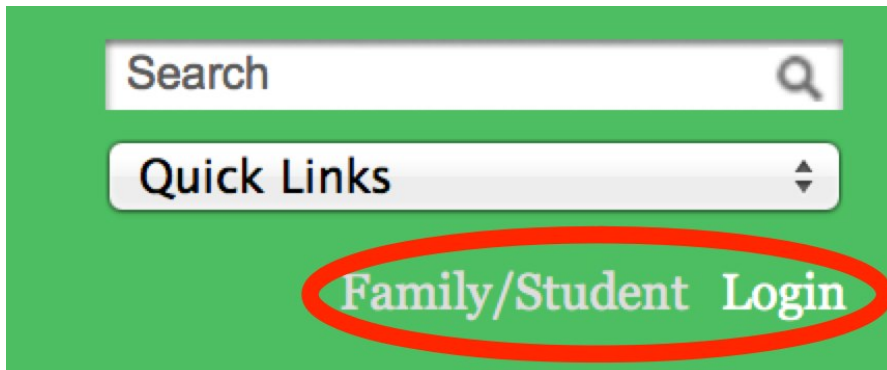


Electives Procedure

HOW FAMILIES CHOOSE ELECTIVES FOR THEIR CHILD

Parents need to access the Calgary Science School website –
<http://www.calgaryscienceschool.com>

Click on the Family/Student Login near the top right hand corner of the screen.



Select Login as a FAMILY.

Login

Please choose a login option:

- FAMILY
 - Login as a FAMILY

Families can then enter their account information.

If you have forgotten your password, it is possible to retrieve it by clicking the link.

Family Login

Please provide your login details.

Username:
(usually your email address)

Password:

Login

[Forgot your password?](#)

Log into the Family Zone as usual. You will see a new link on the menu called “Student Electives”. This link will not show until after the designated “turn on” time and it will disappear after the “turn off” time:

Family Zone

- [Home](#)
- [Password Change](#)
- [Student Directory](#)
- [Student Electives](#)
- [Family Information](#)
- [Student Information](#)
- [Contact Information](#)
- [Family Volunteers](#)
- [Pay Fees](#)

If you try to access the Elective URL prior to the “turn on” time you will see a message stating that electives are currently not available.

The elective signup will be open on Tuesday November 19, 2013 at 6:00pm.

Once logged into the elective page, you will see a list of electives available for each student in the family. The electives shown are specific to each student’s grade.

Details for each elective can be viewed by clicking on the “+” icon and they can be hidden again by clicking on the “-” icon:

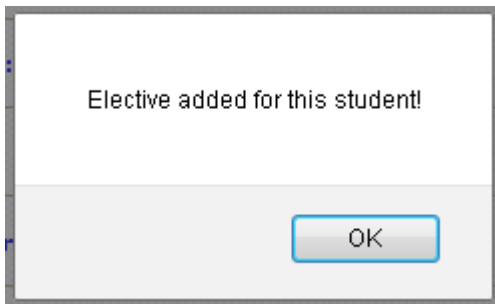
Electives Term 2 - Choose One

- Alice in Wonderland** Current/Max: 0/60 [+ Add](#)
- CO2 Powered Cars** Current/Max: 0/20 [+ Add](#)

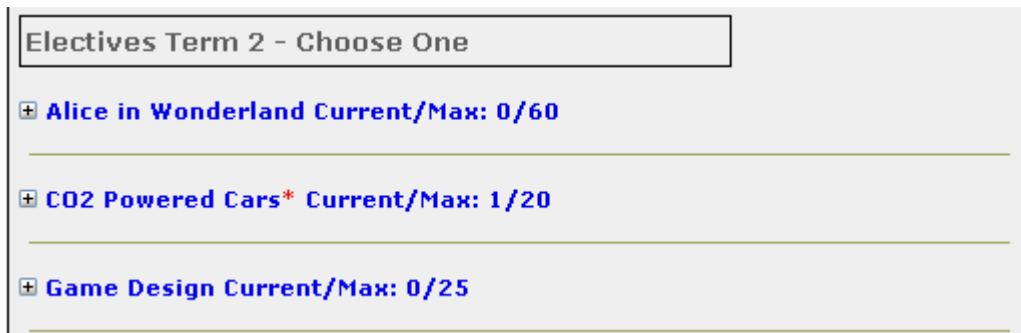
This elective is based on the knowledge and skills necessary to design and build a CO2 powered vehicle. Students will develop an original template and construct a wooden car using hand tools, a drill press and band saws. Their designs will be finished with disk, belt and spindle sanders. At the end of the term, students will have the opportunity to race their designs in a head to head completion.
- Game Design** Current/Max: 0/25 [+ Add](#)

After clicking on the “Add” button beside an elective, it will be assigned to your child. It is possible that the maximum number of students has been reached while you decide what option to choose, in such cases you will get a message explaining that space has reached the maximum and you will have to choose a different elective.

Once an elective is chosen, you cannot change it without going through an administrator at the school. **Please choose carefully.** A message will inform you if the elective has been added successfully.



Updated information will show and a “*” will display showing the selected option for each student:



You can now safely log out of the Family Zone.