

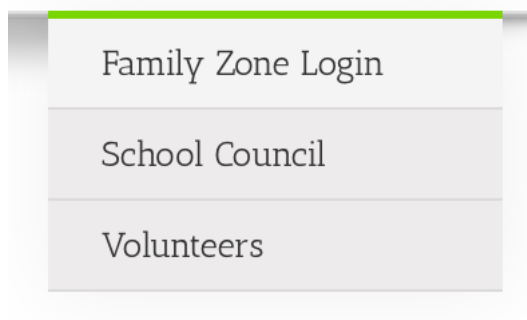
Electives Procedure

HOW FAMILIES CHOOSE ELECTIVES FOR THEIR CHILD

Parents need to access the Connect Charter School website –
<http://www.connectcharter.ca>

Click on the Family/Student Login near the top right hand corner of the screen.

Family Zone



Select Login as a FAMILY.

Login

Please choose a login option:

- FAMILY
 - Login as a FAMILY

Families can then enter their account information.

If you have forgotten your password, it is possible to retrieve it by clicking the link.

Family Login

Please provide your login details.

Username:
(usually your email address)

Password:

Login

[Forgot your password?](#)

Log into the Family Zone as usual. You will see a new link on the menu called “Student Electives”. This link will not show until after the designated “turn on” time and it will disappear after the “turn off” time:

Family Zone
Home
Password Change
Student Directory
Student Electives
Family Information
Student Information
Contact Information
Family Volunteers
Pay Fees

If you try to access the Elective URL prior to the “turn on” time you will see a message stating that electives are currently not available.

The elective signup will be open on Monday March 10, 2014 at 6:00pm.

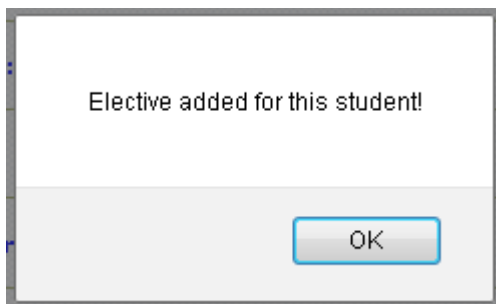
Once logged into the elective page, you will see a list of electives available for each student in the family. The electives shown are specific to each student’s grade.

Details for each elective can be viewed by clicking on the “+” icon and they can be hidden again by clicking on the “-” icon:

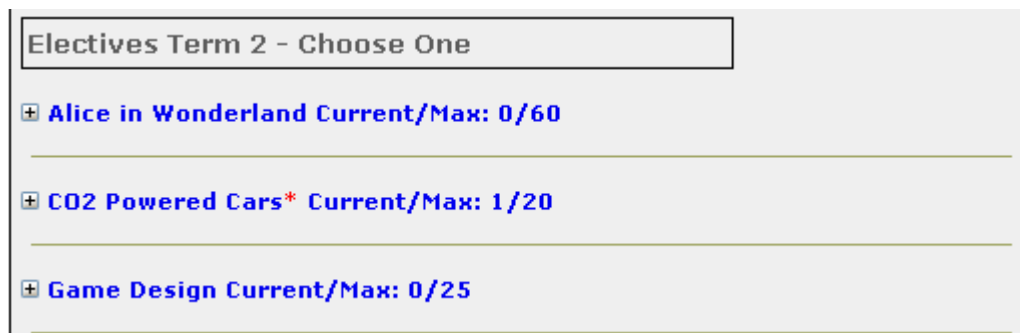
The screenshot shows a web interface for selecting electives. At the top, there is a header box labeled "Electives Term 2 - Choose One". Below this, three elective options are listed, each with a plus icon to its left and a blue button with a plus icon and the text "+ Add" to its right. The first option is "Alice in Wonderland Current/Max: 0/60". The second option is "CO2 Powered Cars Current/Max: 0/20", which is expanded to show a description: "This elective is based on the knowledge and skills necessary to design and build a CO2 powered vehicle. Students will develop an original template and construct a wooden car using hand tools, a drill press and band saws. Their designs will be finished with disk, belt and spindle sanders. At the end of the term, students will have the opportunity to race their designs in a head to head completion." The third option is "Game Design Current/Max: 0/25".

After clicking on the “Add” button beside an elective, it will be assigned to your child. It is possible that the maximum number of students has been reached while you decide what option to choose, in such cases you will get a message explaining that space has reached the maximum and you will have to choose a different elective.

Once an elective is chosen, you cannot change it without going through an administrator at the school. **Please choose carefully.** A message will inform you if the elective has been added successfully.



Updated information will show and a “*” will display showing the selected option for each student:



You can now safely log out of the Family Zone.